




ARG



Product Guide April 2024

Advanced Recreational Goods, Inc. 1406 Commerce Dr., Stockbridge, GA 30281
PH (678) 837-7479 www.argpool.com cs@argpool.com

ARG Pool Waterfalls



- PVC
- Cuttable in the Field
- Proven Product


Back Port Part Number	White Description	Back Port Part Number	Clear Description	Bottom Port Part Number	White Description
WF1201AWH	WF 12 INCH 1 INCH LIP WHITE	WF1201ACL	WF 12 INCH 1 INCH LIP CLEAR	WF1201BWH	WF 12 INCH 1 INCH LIP WHITE
WF1206AWH	WF 12 INCH 6 INCH LIP WHITE	WF1206ACL	WF 12 INCH 6 INCH LIP CLEAR	WF1206BWH	WF 12 INCH 6 INCH LIP WHITE
WF1209AWH	WF 12 INCH 9 INCH LIP WHITE	WF1209ACL	WF 12 INCH 9 INCH LIP CLEAR	WF1212BWH	WF 12 INCH 12 INCH LIP WHITE
WF1212AWH	WF 12 INCH 12 INCH LIP WHITE	WF1212ACL	WF 12 INCH 12 INCH LIP CLEAR	WF1801BWH	WF 18 INCH 1 INCH LIP WHITE
WF1801AWH	WF 18 INCH 1 INCH LIP WHITE	WF1801ACL	WF 18 INCH 1 INCH LIP CLEAR	WF1806BWH	WF 18 INCH 6 INCH LIP WHITE
WF1806AWH	WF 18 INCH 6 INCH LIP WHITE	WF1806ACL	WF 18 INCH 6 INCH LIP CLEAR	WF1812BWH	WF 18 INCH 12 INCH LIP WHITE
WF1809AWH	WF 18 INCH 9 INCH LIP WHITE	WF1809ACL	WF 18 INCH 9 INCH LIP CLEAR	WF2401BWH	WF 24 INCH 1 INCH LIP WHITE
WF1812AWH	WF 18 INCH 12 INCH LIP WHITE	WF1812ACL	WF 18 INCH 12 INCH LIP CLEAR	WF2406BWH	WF 24 INCH 6 INCH LIP WHITE
WF2401AWH	WF 24 INCH 1 INCH LIP WHITE	WF2401ACL	WF 24 INCH 1 INCH LIP CLEAR	WF3601BWH	WF 36 INCH 1 INCH LIP WHITE
WF2406AWH	WF 24 INCH 6 INCH LIP WHITE	WF2406ACL	WF 24 INCH 6 INCH LIP CLEAR	WF3606BWH	WF 36 INCH 6 INCH LIP WHITE
WF2409AWH	WF 24 INCH 9 INCH LIP WHITE	WF2409ACL	WF 24 INCH 9 INCH LIP CLEAR	WF4801BWH	WF 48 INCH 1 INCH LIP WHITE
WF2412AWH	WF 24 INCH 12 INCH LIP WHITE	WF2412ACL	WF 24 INCH 12 INCH LIP CLEAR	WF4806BWH	WF 48 INCH 6 INCH LIP WHITE
WF3601AWH	WF 36 INCH 1 INCH LIP WHITE	WF3601ACL	WF 36 INCH 1 INCH LIP CLEAR	WF4812BWH	WF 48 INCH 12 INCH LIP WHITE
WF3606AWH	WF 36 INCH 6 INCH LIP WHITE	WF3606ACL	WF 36 INCH 6 INCH LIP CLEAR	WF6001BWH	WF 60 INCH 1 INCH LIP WHITE
WF3609AWH	WF 36 INCH 9 INCH LIP WHITE	WF3609ACL	WF 36 INCH 9 INCH LIP CLEAR	WF6006BWH	WF 60 INCH 6 INCH LIP WHITE
WF3612AWH	WF 36 INCH 12 INCH LIP WHITE	WF3612ACL	WF 36 INCH 12 INCH LIP CLEAR		
WF4801AWH	WF 48 INCH 1 INCH LIP WHITE	WF4801ACL	WF 48 INCH 1 INCH LIP CLEAR		
WF4806AWH	WF 48 INCH 6 INCH LIP WHITE	WF4806ACL	WF 48 INCH 6 INCH LIP CLEAR	Bottom Port Part Number	Clear Description
WF4809AWH	WF 48 INCH 9 INCH LIP WHITE	WF4809ACL	WF 48 INCH 9 INCH LIP CLEAR	WF1201BCL	WF 12 INCH 1 INCH LIP CLEAR
WF4812AWH	WF 48 INCH 12 INCH LIP WHITE	WF4812ACL	WF 48 INCH 12 INCH LIP CLEAR	WF1801BCL	WF 18 INCH 1 INCH LIP CLEAR
WF6001AWH	WF 60 INCH 1 INCH LIP WHITE	WF6001ACL	WF 60 INCH 1 INCH LIP CLEAR	WF1806BCL	WF 18 INCH 6 INCH LIP CLEAR
WF6006AWH	WF 60 INCH 6 INCH LIP WHITE	WF6006ACL	WF 60 INCH 6 INCH LIP CLEAR	WF2401BCL	WF 24 INCH 1 INCH LIP CLEAR
WF6009AWH	WF 60 INCH 9 INCH LIP WHITE	WF6009ACL	WF 60 INCH 9 INCH LIP CLEAR	WF2406BCL	WF 24 INCH 6 INCH LIP CLEAR
WF6012AWH	WF 60 INCH 12 INCH LIP WHITE	WF6012ACL	WF 60 INCH 12 INCH LIP CLEAR	WF3606BCL	WF 36 INCH 6 INCH LIP CLEAR
WF7201AWH	WF 72 INCH 1 INCH LIP WHITE	WF7201ACL	WF 72 INCH 1 INCH LIP CLEAR		
WF7206AWH	WF 72 INCH 6 INCH LIP WHITE	WF7206ACL	WF 72 INCH 6 INCH LIP CLEAR		
WF8401AWH	WF 84 INCH 1 INCH LIP WHITE	WF8401ACL	WF 84 INCH 1 INCH LIP CLEAR		
WF8406AWH	WF 84 INCH 6 INCH LIP WHITE	WF8406ACL	WF 84 INCH 6 INCH LIP CLEAR		
WF9601AWH	WF 96 INCH 1 INCH LIP WHITE				
WF9606AWH	WF 96 INCH 6 INCH LIP WHITE				

Back Port Part Number	Gray Description	Back Port Part Number	Tan Description
WF1201AGR	WF 12 INCH 1 INCH LIP GRAY	WF1201ATN	WF 12 INCH 1 INCH LIP TAN
WF1206AGR	WF 12 INCH 6 INCH LIP GRAY	WF1206ATN	WF 12 INCH 6 INCH LIP TAN
WF1209AGR	WF 12 INCH 9 INCH LIP GRAY	WF1209ATN	WF 12 INCH 9 INCH LIP TAN
WF1212AGR	WF 12 INCH 12 INCH LIP GRAY	WF1212ATN	WF 12 INCH 12 INCH LIP TAN
WF1801AGR	WF 18 INCH 1 INCH LIP GRAY	WF1801ATN	WF 18 INCH 1 INCH LIP TAN
WF1806AGR	WF 18 INCH 6 INCH LIP GRAY	WF1806ATN	WF 18 INCH 6 INCH LIP TAN
WF1809AGR	WF 18 INCH 9 INCH LIP GRAY	WF1809ATN	WF 18 INCH 9 INCH LIP TAN
WF1812AGR	WF 18 INCH 12 INCH LIP GRAY	WF1812ATN	WF 18 INCH 12 INCH LIP TAN
WF2401AGR	WF 24 INCH 1 INCH LIP GRAY	WF2401ATN	WF 24 INCH 1 INCH LIP TAN
WF2406AGR	WF 24 INCH 6 INCH LIP GRAY	WF2406ATN	WF 24 INCH 6 INCH LIP TAN
WF2409AGR	WF 24 INCH 9 INCH LIP GRAY	WF2409ATN	WF 24 INCH 9 INCH LIP TAN
WF2412AGR	WF 24 INCH 12 INCH LIP GRAY	WF2412ATN	WF 24 INCH 12 INCH LIP TAN
WF3601AGR	WF 36 INCH 1 INCH LIP GRAY	WF3601ATN	WF 36 INCH 1 INCH LIP TAN
WF3606AGR	WF 36 INCH 6 INCH LIP GRAY	WF3606ATN	WF 36 INCH 6 INCH LIP TAN
WF3609AGR	WF 36 INCH 9 INCH LIP GRAY	WF3609ATN	WF 36 INCH 9 INCH LIP TAN
WF3612AGR	WF 36 INCH 12 INCH LIP GRAY	WF3612ATN	WF 36 INCH 12 INCH LIP TAN
WF4801AGR	WF 48 INCH 1 INCH LIP GRAY	WF4801ATN	WF 48 INCH 1 INCH LIP TAN
WF4806AGR	WF 48 INCH 6 INCH LIP GRAY	WF4806ATN	WF 48 INCH 6 INCH LIP TAN
WF4809AGR	WF 48 INCH 9 INCH LIP GRAY	WF4809ATN	WF 48 INCH 9 INCH LIP TAN
WF4812AGR	WF 48 INCH 12 INCH LIP GRAY	WF4812ATN	WF 48 INCH 12 INCH LIP TAN
WF6001AGR	WF 60 INCH 1 INCH LIP GRAY	WF6001ATN	WF 60 INCH 1 INCH LIP TAN
WF6006AGR	WF 60 INCH 6 INCH LIP GRAY	WF6006ATN	WF 60 INCH 6 INCH LIP TAN



Pool Waterfall Tech Guide


ARG Pool Waterfalls Have Been Produced For Almost 20 Years
Ports (Inlets) are 1-1/2 in Spigot - PVC Material - One Gallon Per Minute Per Inch



Back Port

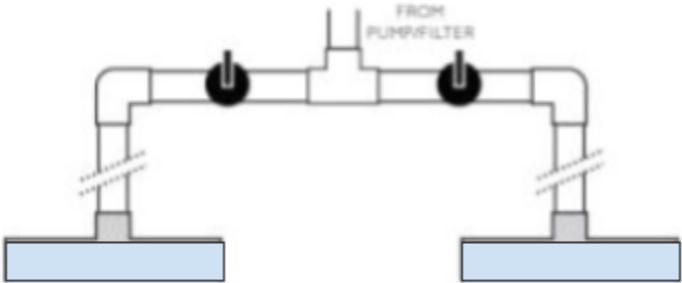
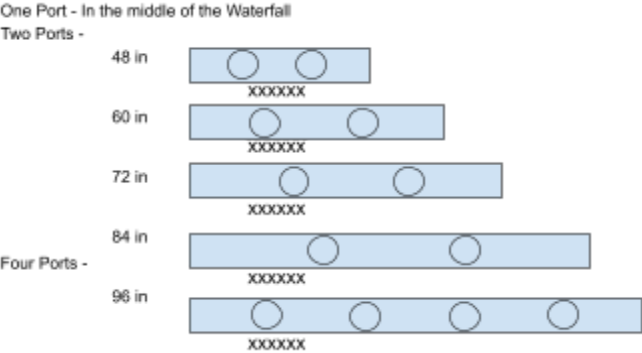
Bottom Port

Because ARG Waterfalls Are PVC, They Are Easier to Cut In The Field vs Competitors.

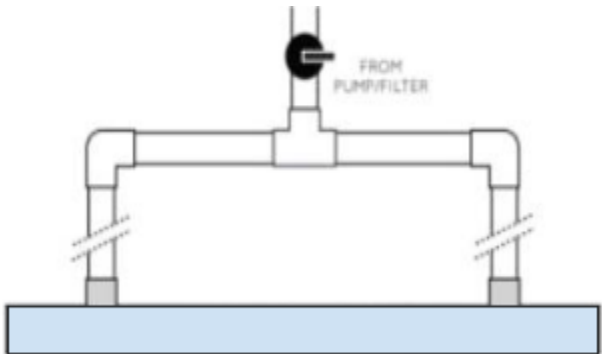


12 in, 18 in, 24 in & 36 in are One Port
48 in, 60 in, 72 in & 84 in are Two Ports
96 in are Four Ports

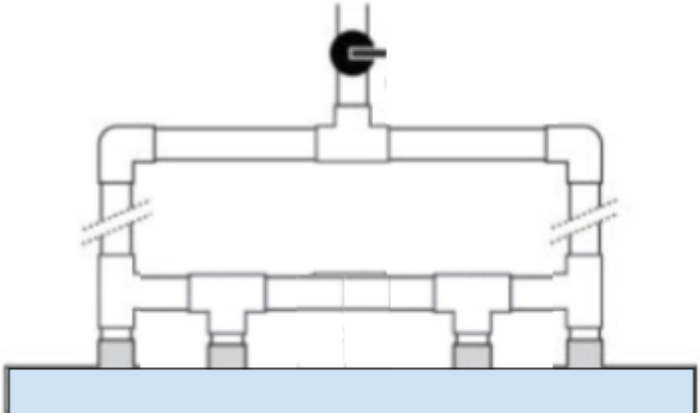
Suggested Pipe Configuration :
2 Way Valve



Up to 36 Inch Long



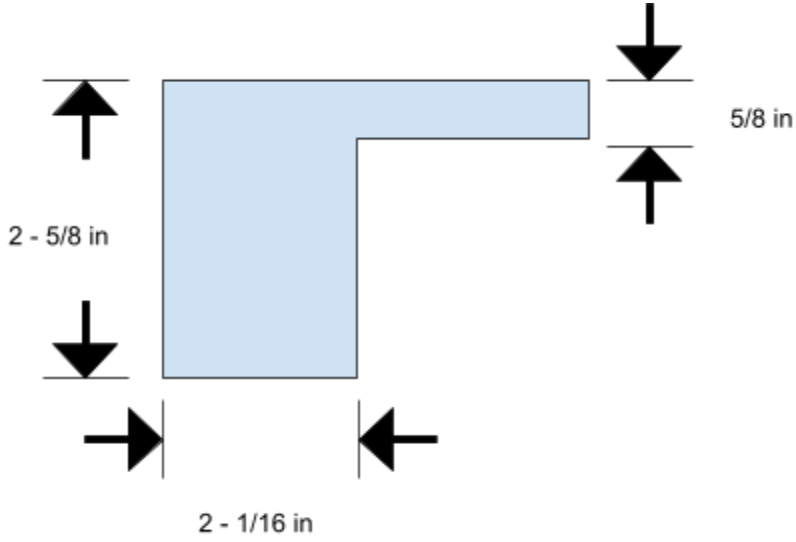
48 Inch - 84 Inch Long



96 Inch Long

Waterfall Measurements

Body



Lip Width 1 Inch = $1 - \frac{1}{16}$ " 6 Inch = 6"

Lip Length

Waterfall	Lip Length (inch)
12 in	12.7 inch
18 in	18.6 inch
24 in	24.45 inch
36 in	36.2 inch
48 in	48 inch
60 in	59.85 inch
72 in	71.54 inch
84 in	83.35 inch
96 in	95.24 inch

*Plus or Minus .33 inches



Pool Waterfall Tech Guide



A

Must use filtered water (water must go through a filter before going to the waterfall). A rock trap (A) is provided with each waterfall. This is only to collect the debris from building the pool, not for ongoing maintenance.

A metal tool (B) is provided for when cutting waterfalls in the field. The supports that keep the lip open must be broken off one inch from the front of the lip. The waterfall tool can also be used to clean the opening of the lip.

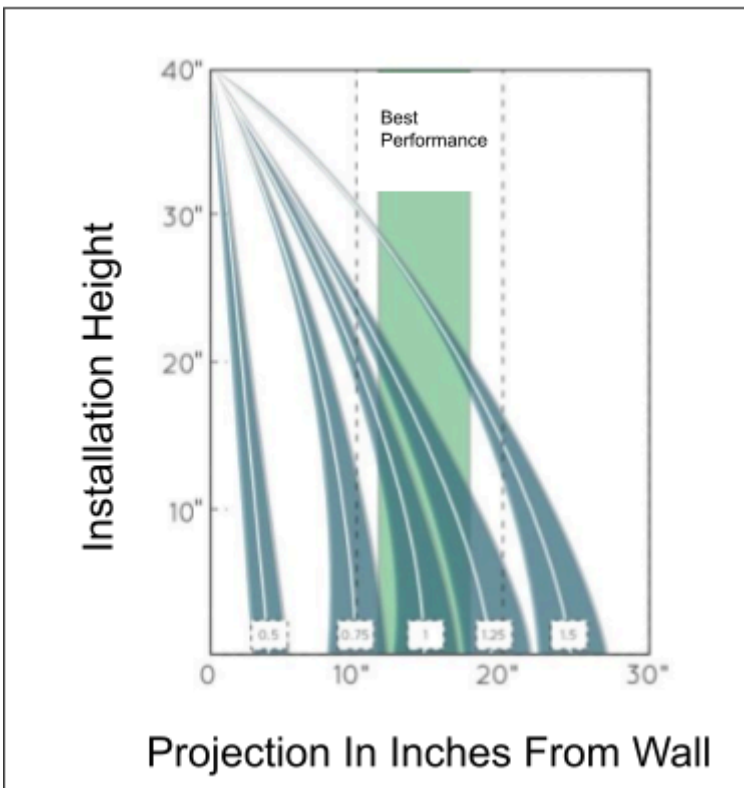


B

We recommend using at least one GPM per inch of waterfall. Using less may cause the water to wet the wall, affecting the appearance of the waterfall.

As the water sheet comes out of the waterfall, it will close in, looking like a V pattern.

To minimize this, try more GPM. The higher a waterfall is installed, the more pronounced the V shape will be.



12" & 18" Waterfalls

The flume on these sizes of waterfall is very narrow. For a more traditional appearance, we recommend installing the 12" at max height of 18" (8" projection) and 18" at max height of 24" (9" projection).

Wet Wall Effect

Low flow installations may cause the wall surface to become wet when the waterfall is flowing. For a dry wall effect, it is best to operate at the higher end of the recommended GPM range. At the low end of the recommended GPM range the waterfall flume will still appear good, but you may be in the potential "drip zone." (Example: For a dry wLL ON A 36" waterfall, 36 GPM or more will give the best results.)

Extended Heights and Projection

For a more dramatic effect, it is possible to achieve increased projection and heights above 40" by increasing the gallons per minute. Results outside of tested parameters may vary.

Test Conditions

Testing was performed in our factory under optimum conditions. Environmental factors such as weather, construction method, hydraulic variations, and different equipment can alter appearance.

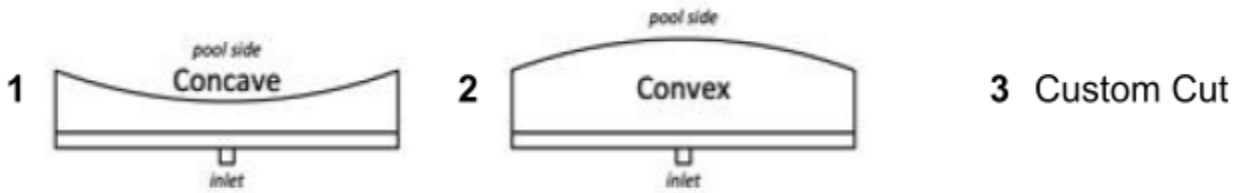


Waterfall Custom Cut Order Form

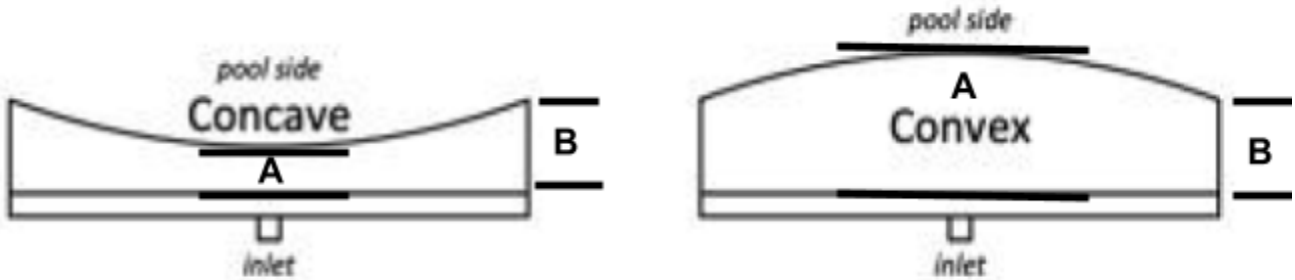
Complete Form and email to CS@argpool.com

Builder Name _____ **Date** _____
Address _____
Contact _____ **Phone** _____
Email _____ **Distributor** _____

ARG Waterfall Part Number _____ Quantity _____
 Back or Bottom Inlet _____
 Type of Cut (Circle Number):



For Numbers 1 and 2, list the radius desired in feet _____



List the length of the lip to the body on the ends (B) _____ center (A) _____

For Number 3, a template must be sent to ARG at:

ARG
 1406 Commerce Dr, Stockbridge, GA 30281

Please write your name and email on the template.

Note: Custom Cut Waterfalls cannot be returned. A PO Number from the distributor is required before a custom cut can be made. Filtered water must be used on waterfalls.

There is an upcharge for custom cuts. Please check with your distributor for details.

Any questions please email cs@argpool.com.


\$40 Charge On Custom Cut 12 in To 48 in Part Number: WFCC40
\$70 Charge On Custom Cut 60 in + 72 in WFCC70
\$100 Charge On 84 in + 96 in WFCC100

ARG Deck Jet



- Assembly Part Number
DJ001
- Parts
- Single Stream Nozzle
DJN01
 - Dual Stream Nozzle
DJN02
 - Round Cap
Gray DJRCGR
 - Tan DJRCTN
 - White DJRCWT
 - Square Cap
Tan DJSCTN
 - Deck Jet Plug
DJP01

Gunite Spa Jets

<p>10 in Gunite Available 4/20 Venturi Tee</p>  <p>GJ101 Air 1 in x 1/2 in 4 in Nozzle 17-20 GPM</p>		<p>10 in Gunite Available 4/20 Venturi Tee</p>  <p>GJ103 Air 3/4 in x 1/2 in 4 in Nozzle 17-20 GPM</p>		<p>Double Tee Socket</p>  <p>GJD00</p>	<p>Double Tee Spigot</p>  <p>GJD01</p>
				<p>Double Tee Nozzle 13-17 GPM</p>	

<p>Hydro Jet</p>  <p>GJ410 17-20 GPM</p>	<p>4 in Nozzle</p>  <p>GJ414</p>	<p>1 in Nozzle</p>  <p>GJ411</p>	<p>Double Tee Nozzle</p>  <p>GJD12</p>
--	--	--	---

Deluxe Gunite Spa Jet Assembly




Spa Massage Hydro Jet
Black SKHJBK Gray SKHJGR White SKHJWH
Pipe Not Included 17-20 GPM



Spa Massage Hydro Jet Black




Spa Massage Double Tee Jet
Black SKDJBK Gray SKDJGR White SKDJWH
Pipe Not Included 13-17 GPM




Spa Massage Double Tee Jet Gray

Deluxe Gunite Spa Jet Fitting

Stainless Steel Trim - Rotates For Therapy Massage
1-1/2 in FPT Fits Inside Most Return Fittings



Black SK115MBK



Gray SK115MGR



White SK115MWH

ARG

Clean Pro

Available 5/20

Inline Chlorine/Bromine Tablet Feeder



Automatic Chlorinator
RESIDUAL SANITIZER SYSTEM

Specifically Designed
For Variable Speed
Pump Applications

- Accepts 1 Inch or 3 Inch Chlorine or Bromine Tablets.
- Holds Eleven 3 Inch Tablets or Five Pounds of 1 inch Tablets.
- Air Bleed for Better Performance.
- Large Body For Easier Service.
- Clear Feeder Tube Indicates When Unit Is In Operation.
- 2 Inch And 1 ½ Inch Unions Included.
- Inserts In Body Are Specifically Designed To Work With Variable Speed Pumps. They May Be Removed When Using With A Single Speed Pump. (Or When Less Chlorination Is Desired).
- Part Number CIV00.

Email cs@argpool.com for more information.

Clean Pro

Inline Chlorine/Bromine Tablet Feeder



Manual Air Relief Plug Allows the User to Bleed the Air for Better Performance.

Chlorinators Sometimes Suffer from "Air Lock". Better Designed Chlorinators Have This Air Relief Plug Feature.



Left - Clear Feeder Tube Allows the User to See That The Unit is Operating. Clear Feeder Tube is Easily Replaceable. Clear Feeder Tube Feeds Chlorinator Body at The Top for More Efficient Performance.

Right - Chlorinator Dial Allows User to Set The Chlorinator for Desired Amount.

Inserts In Body Are Specifically Designed To Work With Variable Speed Pumps. They May Be Removed When Using With A Single Speed Pump. (Or When Less Chlorination Is Desired).






Fittings

<p>Water Stop Adapter 1 1/2 in</p>	<p>Water Stop Adapter 2 in</p>	<p>Flush Mount Return Fitting*</p>	<p>Aussie 1 1/2 in Insider Fitting</p>
			
<p>Clear WSA015CL White WSA015WH</p>	<p>Clear WSA002CL White WSA002WH</p>	<p>Black FR00BK Dark Gray FR00DG Gray FR00GR White FR00WH</p>	<p>Black IA015BK Dark Gray IA015DG Gray IA015GR White IA015WH</p>
<p>*1 in Eye With 3/4 in Reducer</p>		<p>1-1/2 in Insider x 1 in Socket</p>	

<p>2 in Insider Fitting</p>	<p>Wall Fitting 1-1/2 in Socket Gunite Available 5/20</p>	<p>Wall Fitting 1-1/2 in FPT x 2 in MPT Available 5/20</p>
		
<p>Black IF002BK Dark Gray IF002DG Gray IF002GR White IF002WH</p>	<p>Black GF015BK Dark Gray GF015DG Gray GF015GR White GF015WH</p>	<p>White WFT002WH</p>

Filter Manifolds

<p>FNS P Style</p>	<p>DEX H Style</p>	<p>J Style</p>
		
<p>FM5902</p>	<p>FMDEX2</p>	<p>FMR0359</p>

Baskets Heavy-Duty

Better Than The OEM

Skimmer Basket H Style	Skimmer Basket W Style	Pump Basket Whisper Flo	Pump Basket Challenger
			
BHD009	BHD019	BHD199	BHD219

Skimmer Basket Handle BHD069

Skimmer Basket Extended Handle	Pump Basket Super 2 Available 5/20
	
H Style BHD609 Handle Only BHD069	BHD207
	
W Style BHD619	

Air Reliefs

Available 5/20	Air Relief P Style	Available 5/20	Sand Filter Air Relief
			
ARP9820 With Gauge Competitor 98209800	ARP9823 Less Gauge Competitor 98209803	With Gauge Clear ARP2734 Black ARP2730	

Air Reliefs

Available 5/20



ARHDEX2 With Gauge
Competitor DEX2420MAR2



ARHCCX
Competitor CCX1000V



ARHDEXO
Competitor DEX2400S

Available 5/20



ARP1549
Competitor 154689



ARP1547
Competitor 154687



GBOM
Gauge
Bottom Threads



GBAM
Gauge
Back Threads

Unions

Hi-Temp 1-1/2 in
Socket x Male Thread



UHTM015

Hi-Temp 2 in
Socket x Male Thread



UHTM002

1-1/2 in Socket x
Male Thread



UMT015

2 in Socket x
Male Thread



UMT002

2 in Socket x 1-1/2 in
Male Thread



UMT215

2 in Socket
PVC White



US002

1-1/2 in Socket
PVC White



US015

D



D Union Tailpiece Assembly 1 1/2 in UTA015
- Union Tailpiece Assembly 2 in UTA002

Replacement Tee Gasket



UTG02 Sold In A Bag Of 10 pcs

Available 5/20
Raypak Style Heater Union Kit 006723F



URS02

Advanced Recreational Goods, Inc. 1406 Commerce Dr., Stockbridge, GA 30281
PH (678) 837-7479 www.argpool.com cs@argpool.com